

PROVEN & DEPENDABLE™

In today's competitive market place, it is essential to maximize the efficiency and performance of your production facilities. Cumberland is the industry leader in the manufacturing of proven and dependable equipment designed to help you meet these goals.



NESTING SYSTEMS

COMMUNITY NEST

MANUAL EGG COLLECTION TABLE

- Automatic shut-off egg sensor
- Vinyl sheet surface and rubber edges for egg protection
- Plastic tray for waste collection
- Conduit protected electric cables
- Plug and play connection



CONVEYOR EGG COLLECTION TABLE


- Remote start/stop switch
- Speed control
- Emergency stop button
- Wire protection guard
- Plug and Play connection



Cumberland Community Nest Technical Specifications

Double Module	Length	8.00 ft. (2.44m)
	Internal Area	8.85 ft. ² (0.822 m ²)
	Internal Volume	35.41 ft. ³ (1.0028 m ³)
Bird per Double Module	Breeder	200
Maximum Height from the Slat	2.5 ft. (763 mm)	
Nest Entrance Height (From the Slat to the Bottom Grid)	4.29 in. (109 mm)	
Nest Entrance Height (From the Front Cover to the Roof)	9.37 in. 10.19 in. (259 mm)	
Egg Belt Width	15.75 in. (400 mm)	
Nest Width	55.12 in. (1400 mm)	
Expel System Motor (ea)	230V AC, 50/60 Hz	
Egg Collect Table Motor (With Frequency Control)	0.75 kW, 415V, 3 PH, 4P, 50 Hz / 0.75 kW, 220V, 3 PH, 4P, 60 Hz	
Egg Belt Speed	Variable Speed Control, 1.64 ft./min to 19.7 ft./min (0.5 m/min to 6 m/min)*	
Noise Level	Below 70 dB	
Egg Belt Cleaning Brush	At the Back Roller	
Slat (Material Polypropylene)	Dimensions	39.37 in. x 19.69 in. (1000 mm x 500 mm)
	Weight	4.5 lbs. (2.055 kg.)

* Speed result may vary depending on egg weight and climate.



AGCO GSI (Malaysia) Sdn.Bhd. (392746-V)

Plot 218, Jalan Perindustrian Bukit Minyak 6, Kawasan Perindustrian Bukit Minyak, 14100 Simpang Ampat, Penang, Malaysia.

Hotline : +604 505 7598

Fax : +604 505 9879

Email : enquiry.my@agcocorp.com

Website : www.gsiasia.net



Cumberland is a part of GSI, a worldwide brand of AGCO.

Printed in Malaysia © 2019 All right reserved.


Cumberland reserve the right to change designs and specifications without notice.

Visit us at www.GSIsasia.net



Performance Driven

Maximum bird comfort combined with a durable, performance driven design was the key focus in the development of the Cumberland Community Nest System.




FOR HIGHER YIELDS
THE SOLUTION IS CUMERLAND COMMUNITY NEST

- Maximum bird comfort to achieve the highest number of hatching eggs and fewer floor eggs
- Expel system controls roosting schedule
- 25% more usable nesting space compared to conventional nesting systems
- Accommodate heavy birds, light birds and layers with easy expel and front closure wire modification
- Quality materials and simple construction for long life and easy maintenance

Better Protection, Better Profitability

Cumberland Community Nest protects your investment with a nesting design that's as durable and dependable as it is productive. Built by professionals for professionals, Cumberland gives you the quality construction, production benefits and experienced support you need for maximum profitability year after year.



- Bolted, galvanized steel frame
- Galvanized hot dip support legs
- Specially designed perforated belt prohibits egg roll during transport



- All upper nest parts are snap lock assembled (no bolts or rivets) for easy disassembly and disinfecting
- Nest mat support grid can be easily removed and replaced via simple tilt detachment for easy cleaning



- Open profile framework for thorough cleaning
- Galvanized hot dip support with leveling adjuster
- Hot dip galvanized, wire mesh front closure and PVC sheet cover

The biggest concerns for hatcheries are maintaining healthy productive birds and producing clean eggs that are free of cracks and bacteria. Innovative features of the Cumberland Community Nest system address these concerns.

CUMBERLAND NEST CONTROL



Key Features:

- Simple installation
- Easy plug & play setup
- Manual or automatic operation
- Emergency switch
- Variable speed control from 0% to 100% featuring smooth starts resulting in fewer cracked eggs
- Three-phase input 220V/415V 50/60 Hz




Maximum number of birds per double nest module

Broiler Breeders	200*
------------------	------

*Maximum number based on mild conditions. Number may vary depending on body weight and climate.



- Mats injected in a polyethylene blend with additives to ensure longer life span
- Excellent ventilation/manure drying
- Mats held in place using rigid PVC clips (no wood)



- Expel system opens the nest in the morning and closes it at night to prevent roosting
- Actuator includes an aluminum motor body for extended life
- Main electric cable protection



- Metal Sheet with integrated anti-perch system